


How to replace the theft alarm batteries for SAAB 9-5 SE Model 1999:

1. remove left front wheel
2. remove the screws in the front part of the fender



3. locate theft alarm siren







4. release the two screws and the connector
5. take out the module
6. to clean the module use a dry cloth (do not use water!)




7. release the 6 screws to open the module



8. remove the circuit board from the module



9. disconnect the batteries from the electronics using jumper j2



10. desolder the batteries and replace them with new batteries of the **same** type (Sanyo CR17335)



11. solder the new batteries to the circuit board (check polarity)
12. before closing the case reconnect batteries (put jumper j2 back in its position) and use sealant (such as loctite 5910) to seal the case
13. install module back in to the car